

Product Data Sheet

Flamcovent Smart F - 10.0 bar

Optimum deaeration combined with energy retention.


For total elimination of air from heating and cooling installations.

Air separators increase comfort and improve the yield. Air separators also offer benefits in the event of application in old systems or when an open system is converted to a closed system.

- Increases comfort and yield.
- The removal of air from the system water extends the service life of pumps, control equipment and other system accessories.

The new steel Flamcovent Smart air separators remove even the tiniest micro-bubbles from the installation water. The Smart performs 60% better than conventional air separators whilst the flow resistance has been reduced to a negligible level.

- With flanged connection according to EN 1092-1 PN16.



Type	Capacity [l]	Connection		Dimensions				K _s * [m ³ /h] (ΔP = 1 bar)	Weight [kg]	###	Order Code
		[DN]	[mm]	A [mm]	B [mm]	C [mm]	D [mm]				
Flamcovent Smart 50 F	8	50	60.3	472	350	338	175	93	14	1	31001
Flamcovent Smart 65 F	8	65	76.1	472	350	338	175	140	16	1	31002
Flamcovent Smart 65 F **	8	65	76.1	472	350	338	175	140	16	1	31003
Flamcovent Smart 80 F	25	80	88.9	612	470	435	270	209	25	1	31004
Flamcovent Smart 100 F	25	100	114.3	612	470	435	270	311	29	1	31005
Flamcovent Smart 125 F	59	125	139.7	740	635	510	360	459	48	1	31006
Flamcovent Smart 150 F	60	150	168.3	740	635	510	360	675	52	1	31007
Flamcovent Smart 200 F	123	200	219.1	975	774	670	450	1340	80	1	31008

Type	Capacity [l]	Connection		Dimensions				K _v * [m ³ /h] (ΔP = 1 bar)	Weight [kg]	###	Order Code
		[DN]	[mm]	A [mm]	B [mm]	C [mm]	D [mm]				
Flamcovent Smart 250 F	287	250	273.0	1290	990	892	600	1952	158	1	31009
Flamcovent Smart 300 F	333	300	323.9	1452	1006	1032	600	2830	184	1	31010
Flamcovent Smart 350 F	646	350	355.6	1600	1214	1109	800	4084	321	1	31011
Flamcovent Smart 400 F	731	400	406.4	1770	1220	1252	800	5866	348	1	31012
Flamcovent Smart 500 F	1384	500	508.0	2096	1580	1470	1000	8387	635	1	31013
Flamcovent Smart 600 F	2390	600	610.0	2492	1870	1760	1200	11939	963	1	31014

* $K_v = Q / \sqrt{\Delta P}$ Q: Flow [m³/h] ΔP: Pressure loss over the product (1 bar)

Flow factor K_v: Rate of flow [m³/h] which results in a 1 bar pressure drop across the product. This is different then the maximum allowed flow rate of the product.

** 4 hole flanged version.

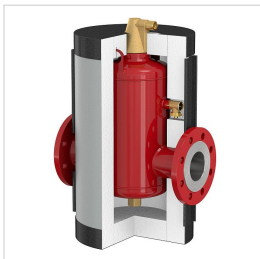


Advantages

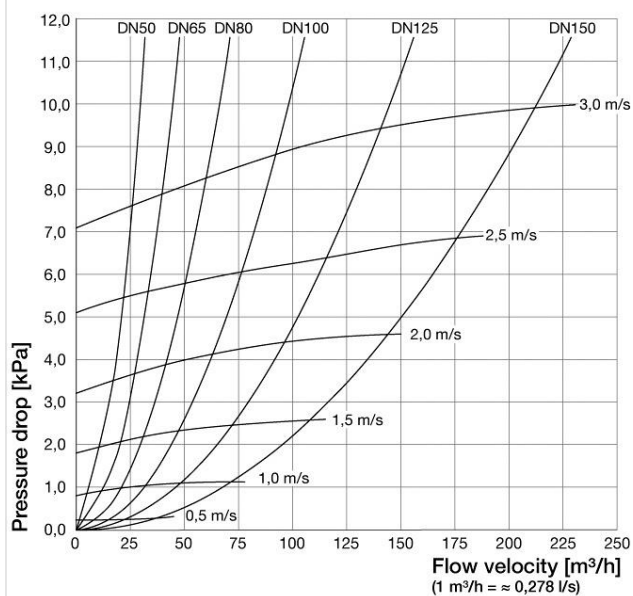
- Up to 60% better performance compared to conventional air and dirt separators.
- Extremely low flow resistance resulting in less energy consumption.
- Standard flow speed up to 3 m/s.
- Constant performance during the entire lifespan.
- Low maintenance.

Technical information

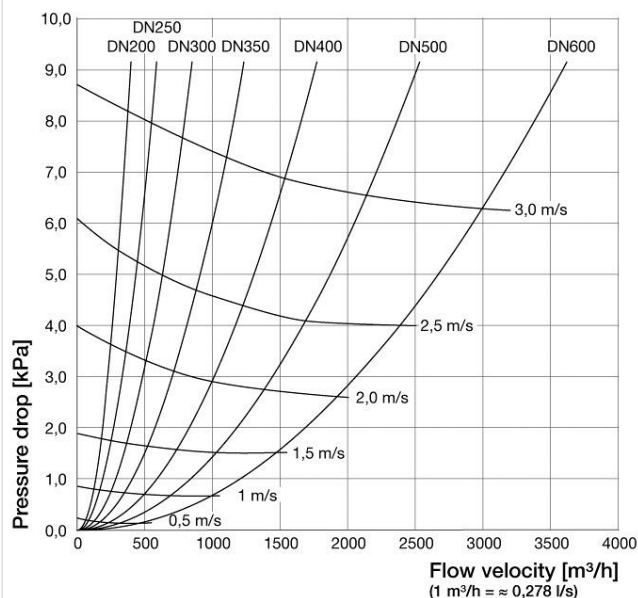
- Maximum working pressure: 10 bar.
- Models with a maximum working pressure of 25 bar are available upon request.
- Suitable for systems with a maximum flow temperature of 120 °C.
- Suitable for glycol solutions of up to 50%.
- In accordance with Pressure Equipment Directive 2014/68/EU.



Selection table DN 50 - DN 150



Selection table DN 200 - DN 600



Find more information online:

[Manuals](#)
[Certificates](#)
[CAD drawings](#)
[Extra documentation](#)
[Animations](#)



KE KELIT NZ Ltd.
 0800 4 KE KELIT
 0800 4 5353548
info@kekelit.co.nz
www.kekelit.co.nz