

Optimum air and dirt separation combined with energy efficiency.

For use in sealed heating and cooling systems.

Air and dirt separators protect the boilers, pumps and fittings from damage caused by the deposit of dirt particles, increase comfort and improve the yield. Air and dirt separators also offer benefits in the event of application in old systems or when an open system is converted to a closed system.

- Increases comfort and yield.
- Prevents deposit of dirt particles in the boiler.
- The removal of air and dirt from the system water extends the service life of pumps, control equipment and other system accessories.

The new steel Flamcovent Clean Smart air and dirt separators remove even the tiniest microbubbles and minuscule dirt particles from the system water. The Flamco Clean Smart performs 60% better than conventional air and dirt separators whilst the flow resistance has been reduced to a negligible level.

- Including a welding connection.

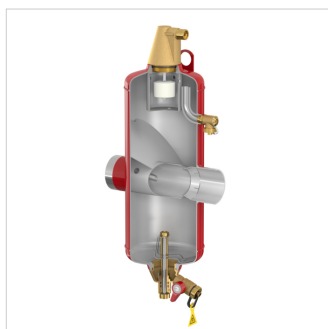
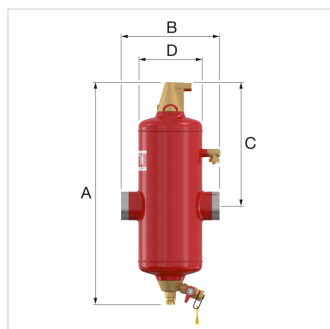



Advantages

- Up to 60% better performance compared to conventional air and dirt separators.
- Extremely low flow resistance resulting in less energy consumption.
- Standard flow speed up to 3 m/s.
- Twenty-five neodymium supermagnets are incorporated into the dirt scraper.
- Constant performance during the entire lifespan.
- Low maintenance.

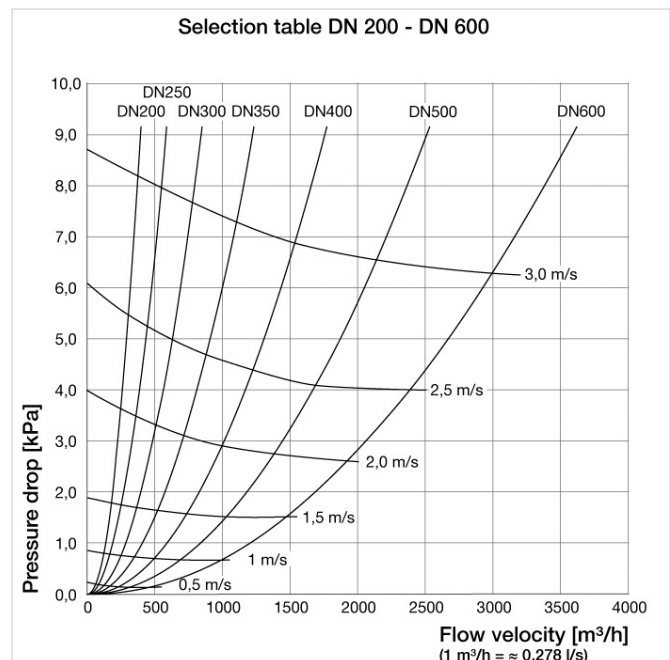
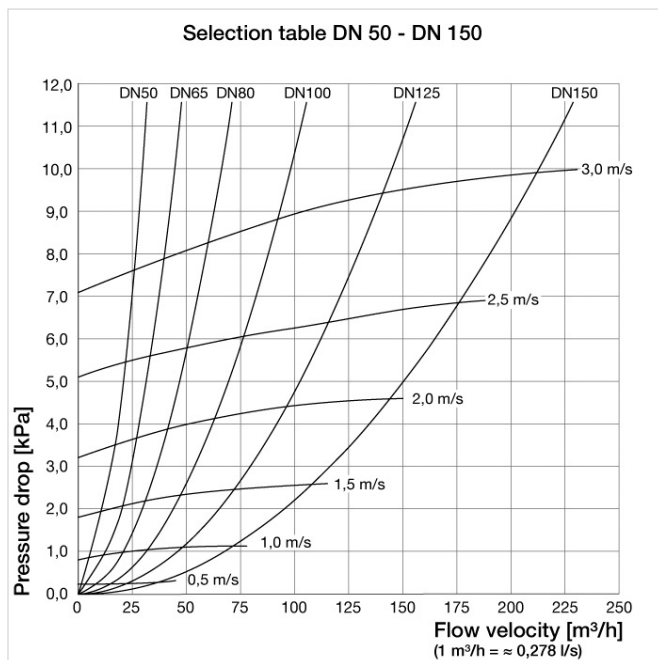

Technical Specifications

- Maximum working pressure: 10 bar.
- Suitable for systems with a maximum flow temperature of 110 °C (DN50, DN65 120 °C).
- Suitable for addition of glycol-based anti-freeze up to 50%.
- Suitable for addition of ethanol-based anti-freeze up to 30%.
- In accordance with Pressure Equipment Directive 2014/68/EU.



Type	Capacity [l]	Connection		Dimensions				K_v^* [m ³ /h] ($\Delta P = 1$ bar)	Weight [kg]		Order Code
		[DN]	[mm]	A [mm]	B [mm]	C [mm]	D [mm]				
Flamcovent Clean Smart 50 S	10	50	60.3	603	260	338	175	93	11	1	31141
Flamcovent Clean Smart 65 S	10	65	76.1	603	260	338	175	140	11	1	31142
Flamcovent Clean Smart 80 S	33	80	88.9	795	370	435	270	209	20	1	31143
Flamcovent Clean Smart 100 S	33	100	114.3	795	370	435	270	311	23	1	31144
Flamcovent Clean Smart 125 S	78	125	139.7	967	525	510	360	459	42	1	31145
Flamcovent Clean Smart 150 S	78	150	168.3	967	525	510	360	675	47	1	31146
Flamcovent Clean Smart 200 S	158	200	219.1	1280	650	705	450	1340	63	1	31147

$K_v^* = Q / \sqrt{\Delta P}$ Q: Flow [m³/h] ΔP : Pressure loss over the product (1 bar)
 Flow factor K_v : Rate of flow [m³/h] which results in a 1 bar pressure drop
 across the product. This is different then the maximum allowed flow rate of
 the product.



Find more information online:[Installation and operating instruction](#)[Statement of Conformity \(<= DN 200\)](#)[Flamcovent Clean Smart S ADSK](#)[Flamcovent Clean Smart S DWG](#)[Flamcovent Clean Smart S IPT](#)[Flamcovent Clean Smart S STEP](#)[Smart DN50 - 600 Brochure](#)[Specification Text](#)[Packaging data](#)[Flamcovent & Clean Smart](#)[Flamcovent & Clean Smart](#)

Fort Blauwkapel 1
1358 DB, Almere - nl

T +31 (0)36 52 62 300

E info@aalberts-hfc.com

I flamcogroup.com